





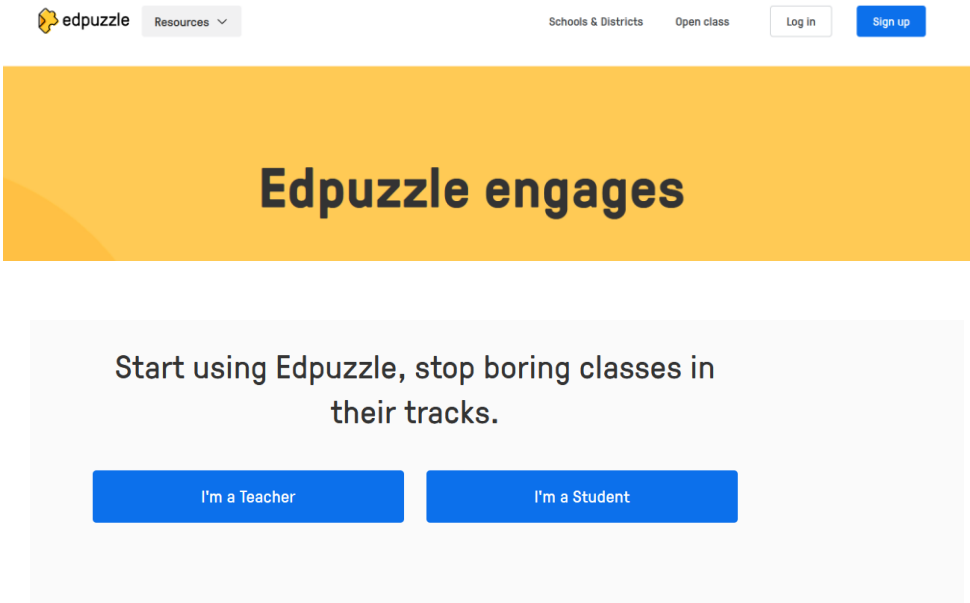


|   |                                |  |
|---|--------------------------------|--|
|    | <b>MATERIA</b>                 | Inglese  |
|    | <b>ARGOMENTO DELLA LEZIONE</b> | Espressioni idiomatiche più comuni   |
|    | <b>LIVELLO</b>                 | 15-16 anni   |
|    | <b>STRUMENTO</b>               | Edpuzzle   |
|    | <b>ATTIVITÀ</b>                | Creare un video con domande di comprensione  |
|  | <b>RISORSE:</b>                | Una lista di espressioni idiomatiche inglesi ed esempi su come usarle nel quotidiano. Link utili sono inclusi nella sezione “Risorse” della sequenza pedagogica n°6. |



## PASSAGGI – PER INIZIARE

1. Andate sul sito web: [edpuzzle.com](https://edpuzzle.com)
2. Cliccate su “Sign up” (“Registrati”) e create un account come insegnanti.



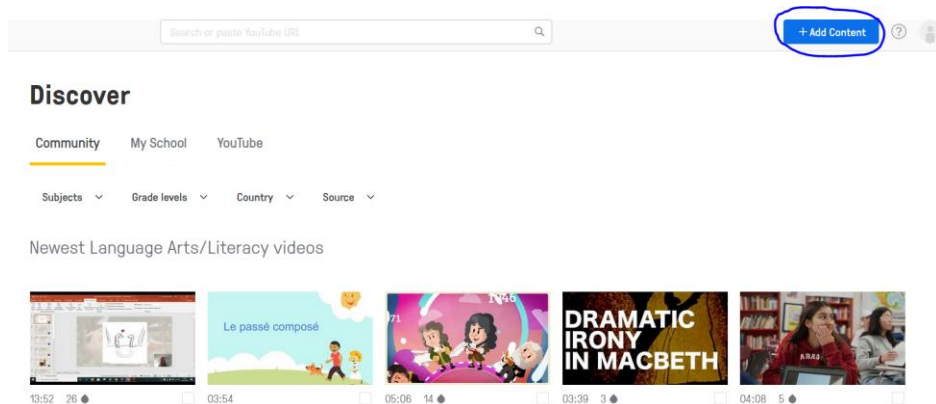
The screenshot shows the Edpuzzle website homepage. At the top, there is a navigation bar with the Edpuzzle logo, a 'Resources' dropdown menu, and links for 'Schools & Districts', 'Open class', 'Log in', and 'Sign up'. Below the navigation bar is a large yellow banner with the text 'Edpuzzle engages'. Underneath the banner is a white box containing the text 'Start using Edpuzzle, stop boring classes in their tracks.' and two blue buttons: 'I'm a Teacher' and 'I'm a Student'.



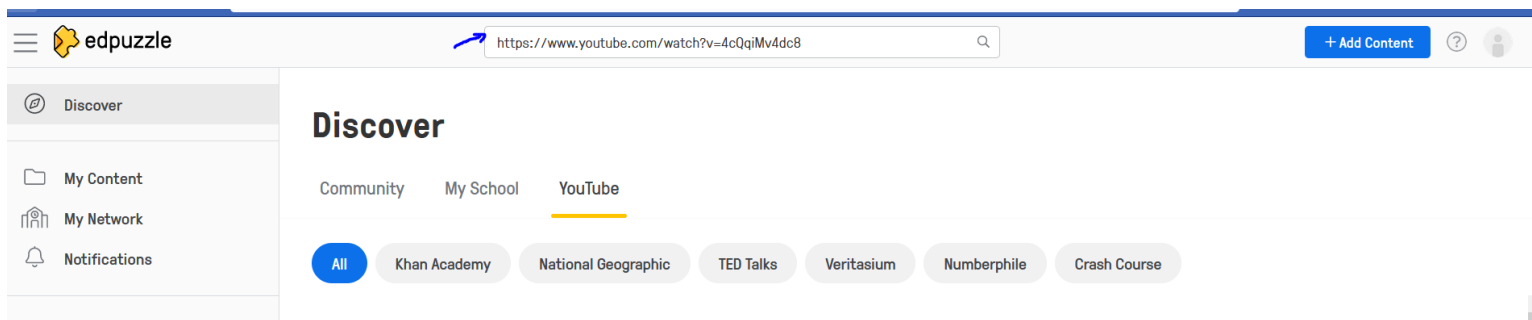


### PREPARARE L'ATTIVITÀ

1. Cliccate su “Add content” (“Aggiungi contenuto”).



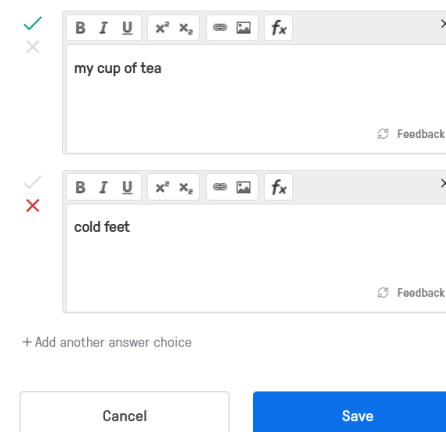
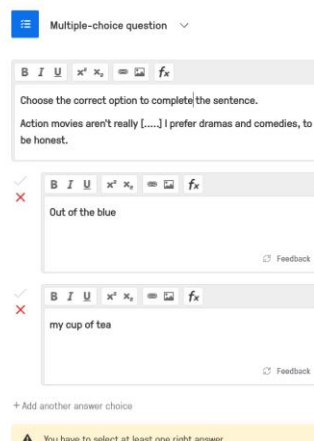
2. Nella barra di ricerca in alto incollate l'URL del video di YouTube selezionato.



3. Iniziate a modificare il video.



4. Selezionate i minuti dove volete includere le domande, copiatele e incollatele. Scegliete l'opzione corretta e cliccate su "Save" ("Salva").

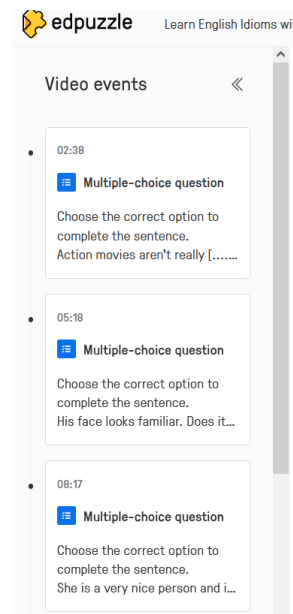


5. Continuate ad aggiungere le domande e a revisionarle.



### SALVARE E PUBBLICARE

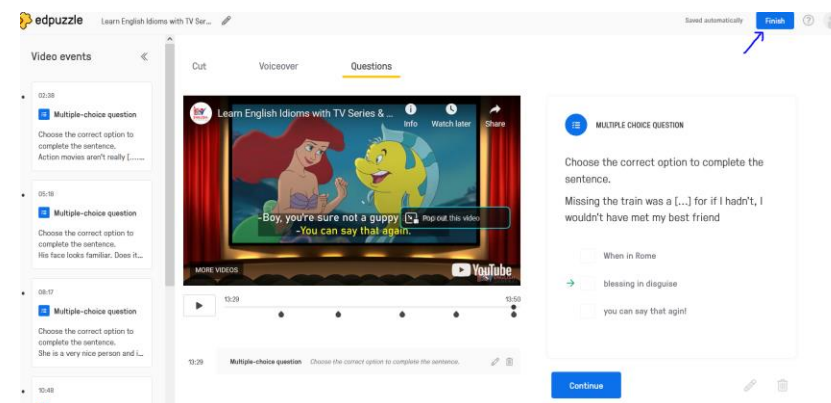
1. Cliccate su “Finish” (“Fine”) e scegliete tra le opzioni di condivisione: potete assegnare il video direttamente a una classe o condividere il link.



edpuzzle Learn English Idioms wi

Video events <<

- 02:38  
Multiple-choice question  
Choose the correct option to complete the sentence.  
Action movies aren't really [...]
- 05:18  
Multiple-choice question  
Choose the correct option to complete the sentence.  
His face looks familiar. Does it...
- 08:17  
Multiple-choice question  
Choose the correct option to complete the sentence.  
She is a very nice person and i...



edpuzzle Learn English Idioms with TV Ser... Saved automatically Finish

Video events <<

Questions

02:38  
Multiple-choice question  
Choose the correct option to complete the sentence.  
Action movies aren't really [...]

05:18  
Multiple-choice question  
Choose the correct option to complete the sentence.  
His face looks familiar. Does it...

08:17  
Multiple-choice question  
Choose the correct option to complete the sentence.  
She is a very nice person and i...

10:48  
Multiple-choice question

Learn English Idioms with TV Series & ... Info Watch later Share

-Boy, you're sure not a guppy.  
-You can say that again.

Multiple-choice question Choose the correct option to complete the sentence.

MULTIPLE CHOICE QUESTION

Choose the correct option to complete the sentence.

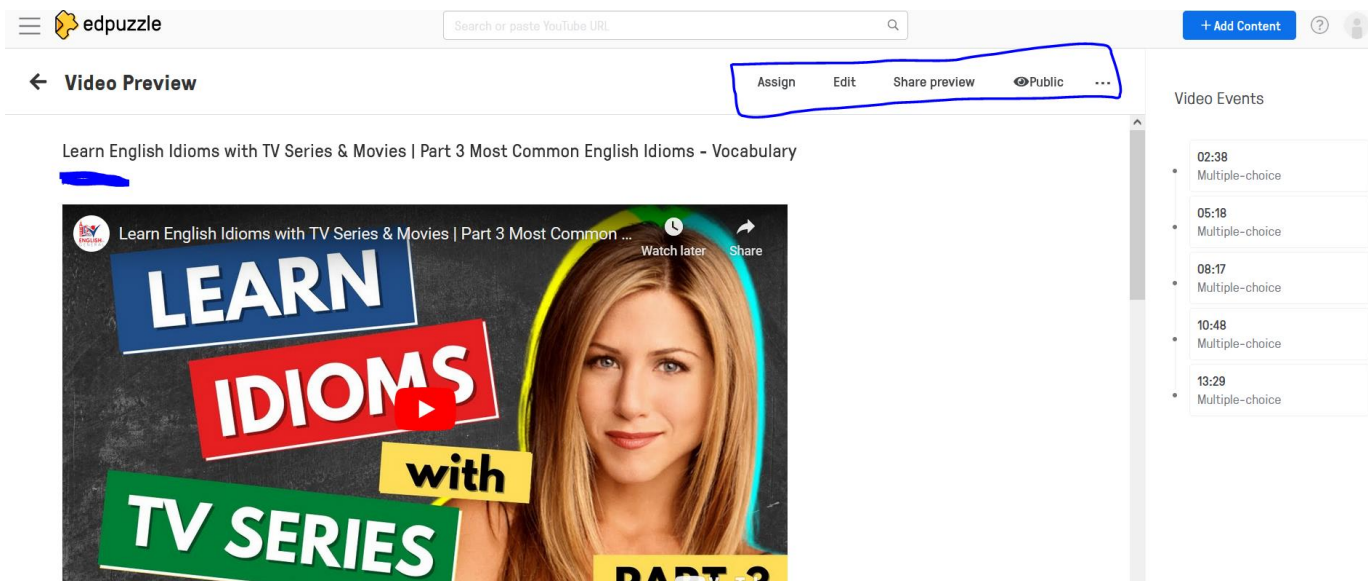
Missing the train was a [...] for if I hadn't, I wouldn't have met my best friend

When in Rome

blessing in disguise

you can say that agin!

Continue



The screenshot shows the edpuzzle interface. At the top left, there is a search bar with the text "Search or paste YouTube URL". To the right of the search bar is a "+ Add Content" button. Below the search bar, there is a navigation bar with a back arrow, "Video Preview", and a menu containing "Assign", "Edit", "Share preview", "Public", and "...". The main content area displays a video preview with the title "Learn English Idioms with TV Series & Movies | Part 3 Most Common English Idioms - Vocabulary". The video thumbnail features the text "LEARN IDIOMS with TV SERIES" and "PART 3". To the right of the video preview, there is a "Video Events" section with a list of events:

- 02:38 Multiple-choice
- 05:18 Multiple-choice
- 08:17 Multiple-choice
- 10:48 Multiple-choice
- 13:29 Multiple-choice



### INFORMAZIONI AGGIUNTIVE

Potete guardare il video finale [qui](#).



**Cofinanziato  
dall'Unione europea**

Finanziato dall'Unione europea. Le opinioni espresse appartengono, tuttavia, al solo o ai soli autori e non riflettono necessariamente le opinioni dell'Unione europea o dell'Agenzia esecutiva europea per l'istruzione e la cultura (EACEA). Né l'Unione europea né l'EACEA possono esserne ritenute responsabili.