

	<b>SUBJECT</b>	Geography
	<b>LESSON TOPIC</b>	Environmental protection
	<b>GRADE</b>	16-17 years old
	<b>TOOL</b>	Storyboard That
	<b>ACTIVITY</b>	Create a comic with Storyboard That

 **RESOURCES**

Information about environmental protection. Useful links are included in the section “Resources” of the Pedagogical Sequence n°12.



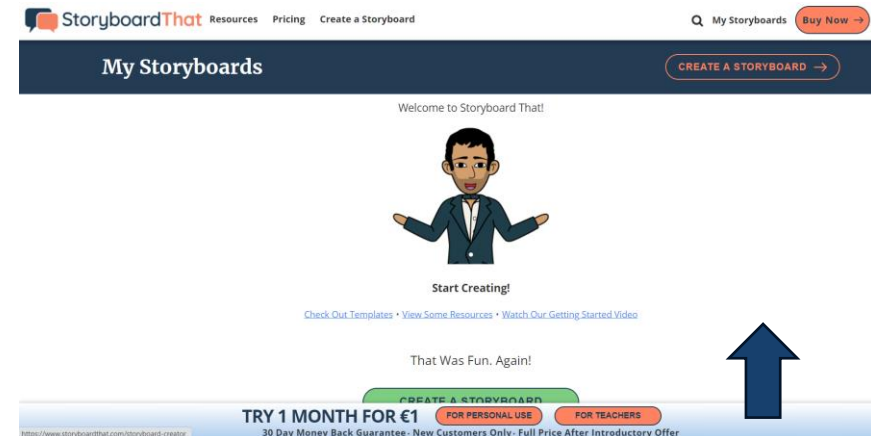
### STEPS – GETTING STARTED

1. Go to the website [StoryboardThat](https://StoryboardThat.com).
2. Click on “Register” in the upper right corner and sign up for free and create account with your email as an educator.

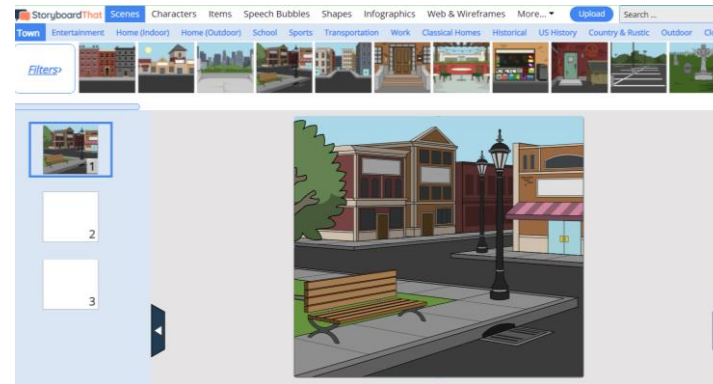


### PREPARE THE ACTIVITY

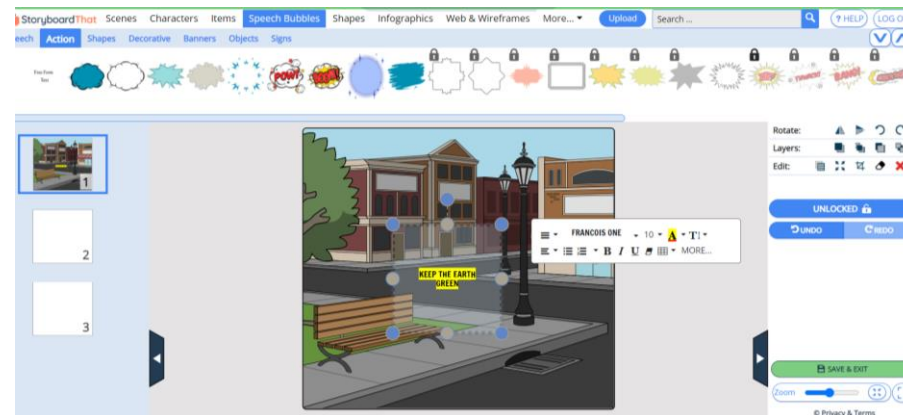
1. Click the “create your storyboard” button.



2. Select the template



3. Give a title to your material

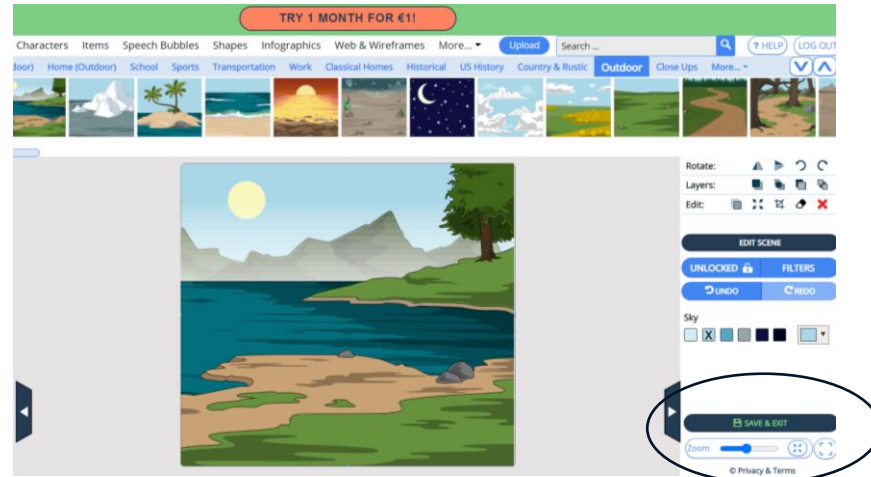


4. Create your own story about Earth pollution



**SAVE AND PUBLISH**

1. When you finish, click “done” and revise your text
2. Share with your colleagues the material created



 **ADDITIONAL INFORMATION**

Here are some examples of students' work:

