





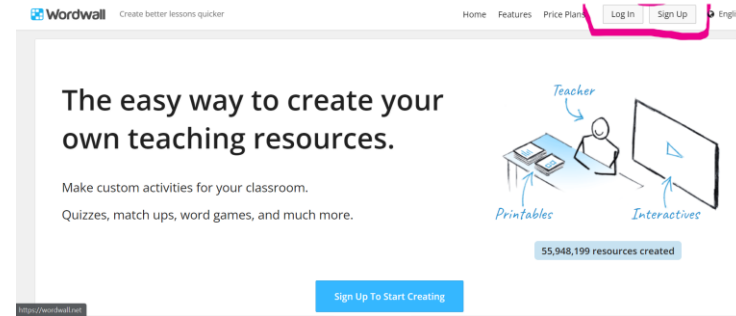


|   |                     |   |
|---|---------------------|---|
|    | <b>SUBJECT</b>      | English   |
|    | <b>LESSON TOPIC</b> | Vocabulary – Technology, Computers, Internet  |
|    | <b>GRADE</b>        | 15-16 years old   |
|    | <b>TOOL</b>         | Wordwall  |
|    | <b>ACTIVITY</b>     | Create a quiz and learn new vocabulary with Wordwall.                                   |
|  | <b>RESOURCES:</b>   | Useful links are included in the section ‘Resources’ of the pedagogical sequence n° 11. |



### STEPS – GETTING STARTED

1. Go to the website [wordwall.net](https://wordwall.net)

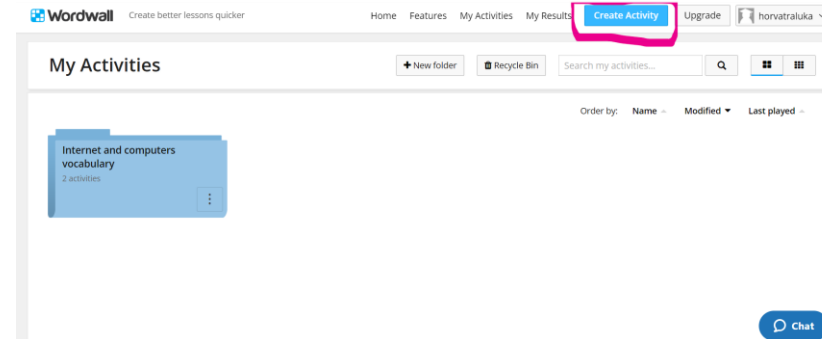


2. Sign up to start creating - click the “sign up” button on the right side at the top navigation bar and create an account or log in if you already have one.



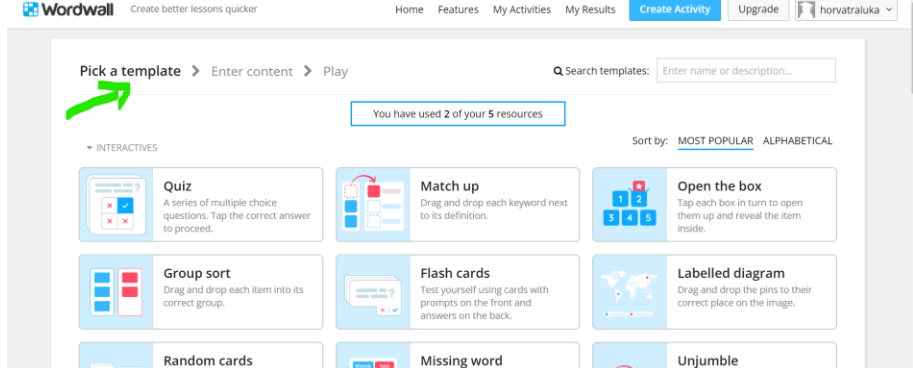
### PREPARE THE ACTIVITY

1. Click the blue button “Create Activity”.



2. Create a new folder with a certain name and add all the activities suitable for that folder.

- For a new activity, select your template and then enter your content. Each template has different graphics, fonts, and sounds.



Wordwall Create better lessons quicker Home Features My Activities My Results Create Activity Upgrade horvatraluka

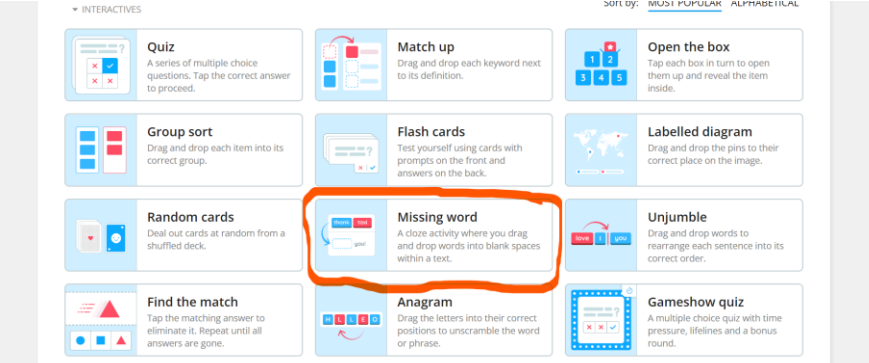
Pick a template > Enter content > Play Search templates: Enter name or description...

You have used 2 of your 5 resources

INTERACTIVES Sort by: MOST POPULAR ALPHABETICAL

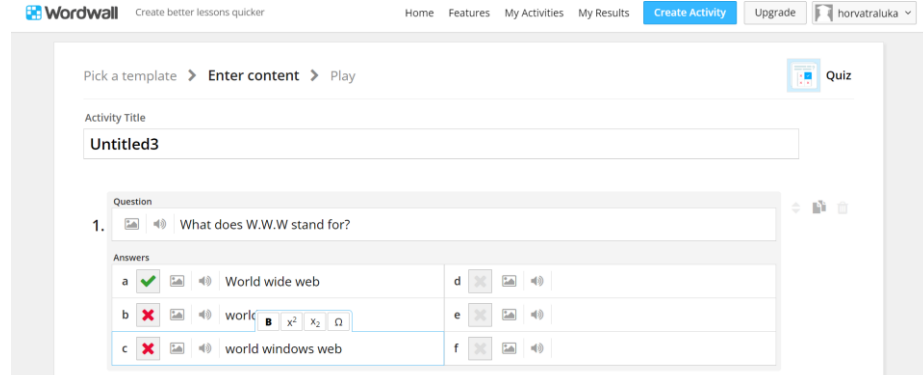
- Quiz**: A series of multiple choice questions. Tap the correct answer to proceed.
- Match up**: Drag and drop each keyword next to its definition.
- Open the box**: Tap each box in turn to open them up and reveal the item inside.
- Group sort**: Drag and drop each item into its correct group.
- Flash cards**: Test yourself using cards with prompts on the front and answers on the back.
- Labelled diagram**: Drag and drop the pins to their correct place on the image.
- Random cards**
- Missing word**
- Unjumble**

- Choose two templates for the lesson: Missing word template and Quiz template.



INTERACTIVES Sort by: MOST POPULAR ALPHABETICAL

- Quiz**: A series of multiple choice questions. Tap the correct answer to proceed.
- Match up**: Drag and drop each keyword next to its definition.
- Open the box**: Tap each box in turn to open them up and reveal the item inside.
- Group sort**: Drag and drop each item into its correct group.
- Flash cards**: Test yourself using cards with prompts on the front and answers on the back.
- Labelled diagram**: Drag and drop the pins to their correct place on the image.
- Random cards**: Deal out cards at random from a shuffled deck.
- Missing word**: A cloze activity where you drag and drop words into blank spaces within a text.
- Unjumble**: Drag and drop words to rearrange each sentence into its correct order.
- Find the match**: Tap the matching answer to eliminate it. Repeat until all answers are gone.
- Anagram**: Drag the letters into their correct positions to unscramble the word or phrase.
- Gameshow quiz**: A multiple choice quiz with time pressure, lifelines and a bonus round.



Wordwall Create better lessons quicker Home Features My Activities My Results Create Activity Upgrade horvatraluka

Pick a template > Enter content > Play Quiz

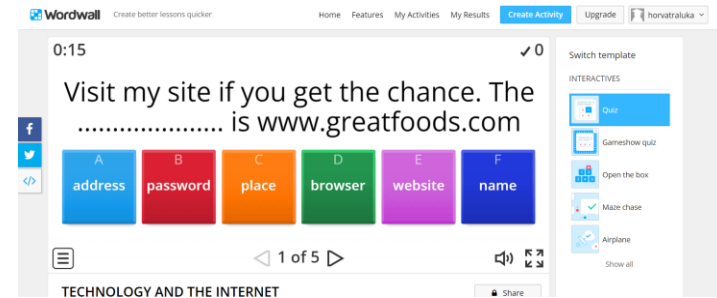
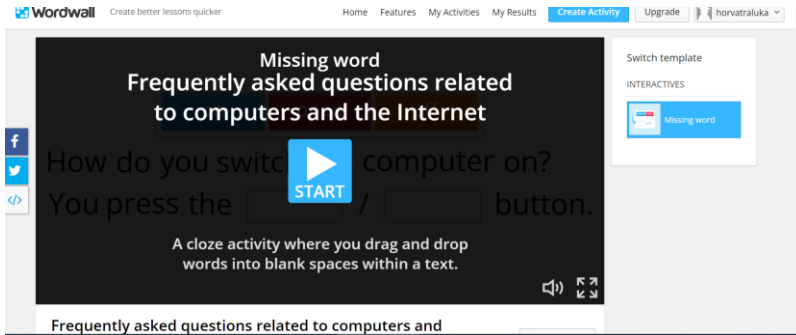
Activity Title: **Untitled3**

Question: 1. What does W.W.W stand for?

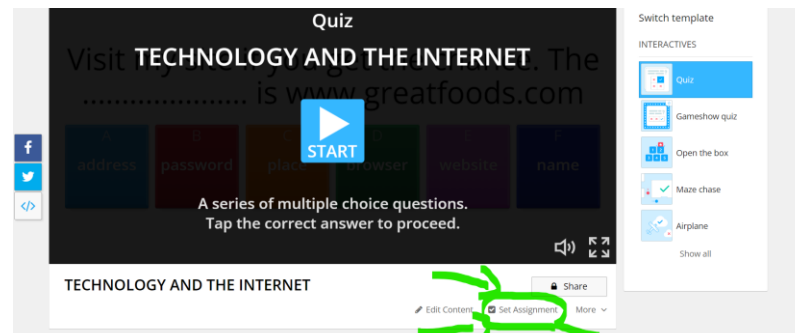
Answers:

|   |   |                   |   |                |
|---|---|-------------------|---|----------------|
| a | ✓ | World wide web    | d | World wide web |
| b | ✗ | work              | e | World wide web |
| c | ✗ | world windows web | f | World wide web |

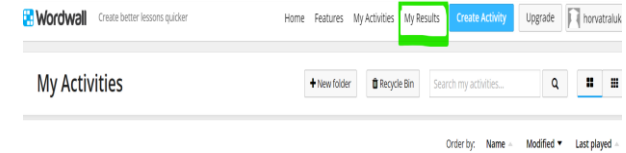
5. Invite students to complete some missing words related to computers and the internet and send them the link for this activity.



6. To start collecting the results, go to any activity page and select "Set assignment" (each student's results are recorded and made available to the teacher).

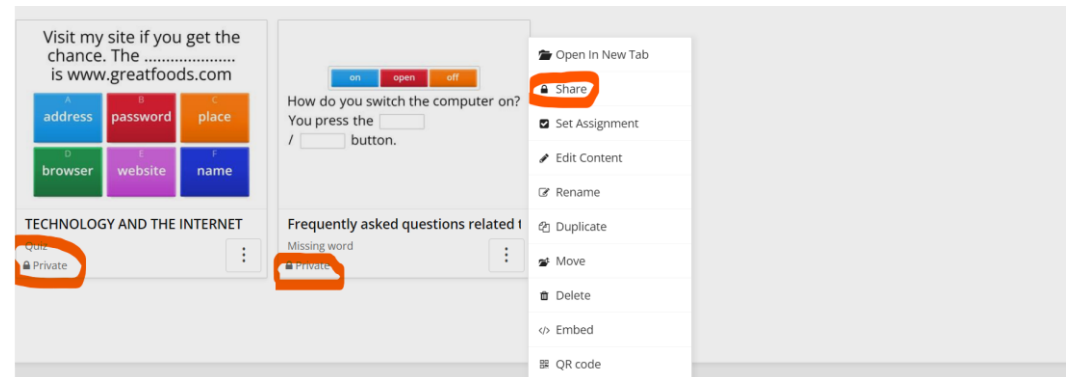


7. To see the results, visit My results section at the top of the page.



### SAVE AND PUBLISH

1. Any activity you create can be made **public**. You can share each activity page link via email, on social media or via other means.
2. If you prefer you can keep activities **private**, which means only you can access it. All the activities are initially private when you create them.



3. To share them, click the **Share button** on the activity page. Then press **Make Public** and add tags for age, subject and topic to make them easier to be found by other teachers. You'll get a unique link for your activity, which can be emailed or posted on social media.

**Share resource** ✕

Resource title

➔ Add Topic



**ADDITIONAL INFORMATION**

Two examples of quizzes created with Wordwall:

