




	SUBJECT	ICT
	LESSON TOPIC	Cybersecurity
	GRADE	15-18 years old
	TOOL	Legends of Learning
	ACTIVITY	Instructional game with assessment questions

 **RESOURCES:** Information related to the subject topic. Useful links are included in the section 'Resources' of the pedagogical sequence n°3.





STEPS – GETTING STARTED

1. Go to the website: LegendsOfLearning.com

2. Click 'Log-In' and either create a new account or simply log in with your Gmail account.

ONLINE EDUCATIONAL GAMES FOR TEACHERS & STUDENTS

Over 2,000 fun, curriculum-aligned, math and science games created to engage students and assist teachers using hybrid learning, blended learning & distance learning models.

[ACCESS GAMES TODAY](#)

[WATCH VIDEO](#)

Legends of Learning is the 2022 SIIA
CODiE Award Winner for Best Educational
Game



CREATE ACCOUNT TO BECOME A LEGEND

Enter your personal details and start the journey with us.

Already have a teacher account? [Sign In](#)

First Name
type your first name...

Last Name
type your last name...

Email Address
type your email...

Password

Confirm Password

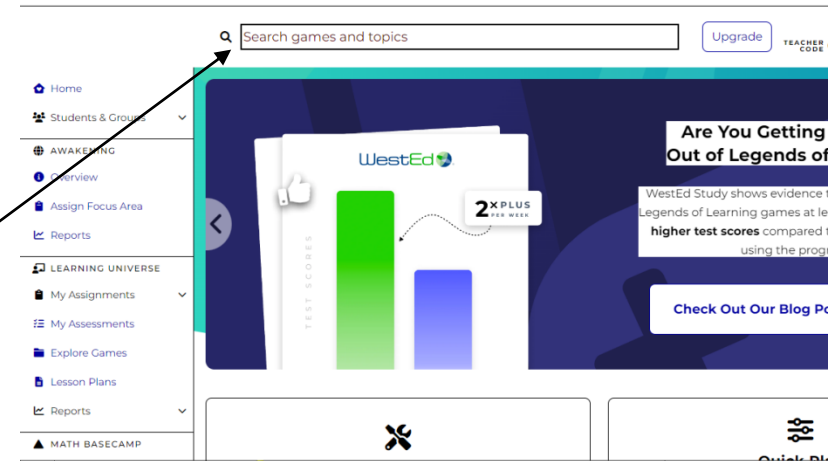
Remember me



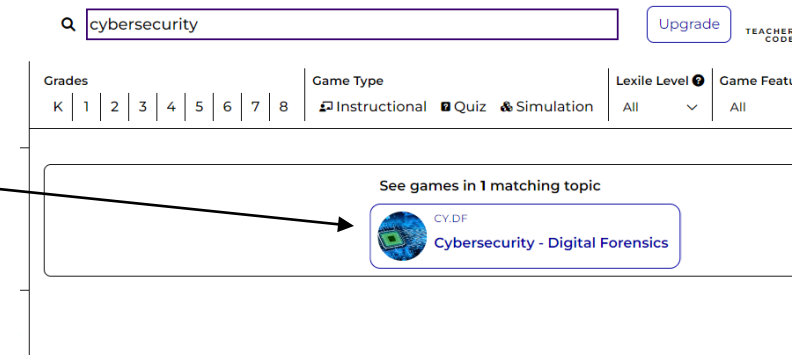


PREPARE THE ACTIVITY

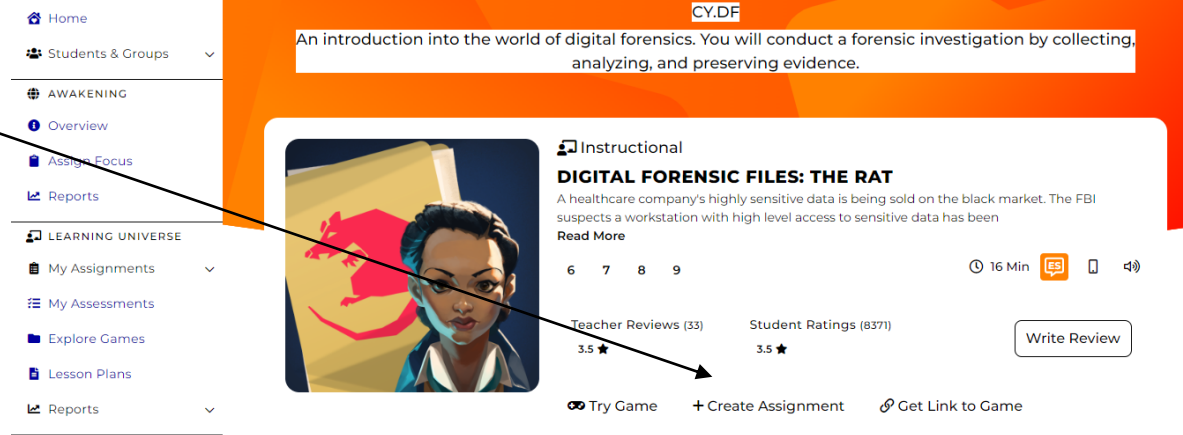
1. Go to your dashboard and search for the topic of your interest on the search bar at the top of the page.



2. Select the game or video you would like to use.

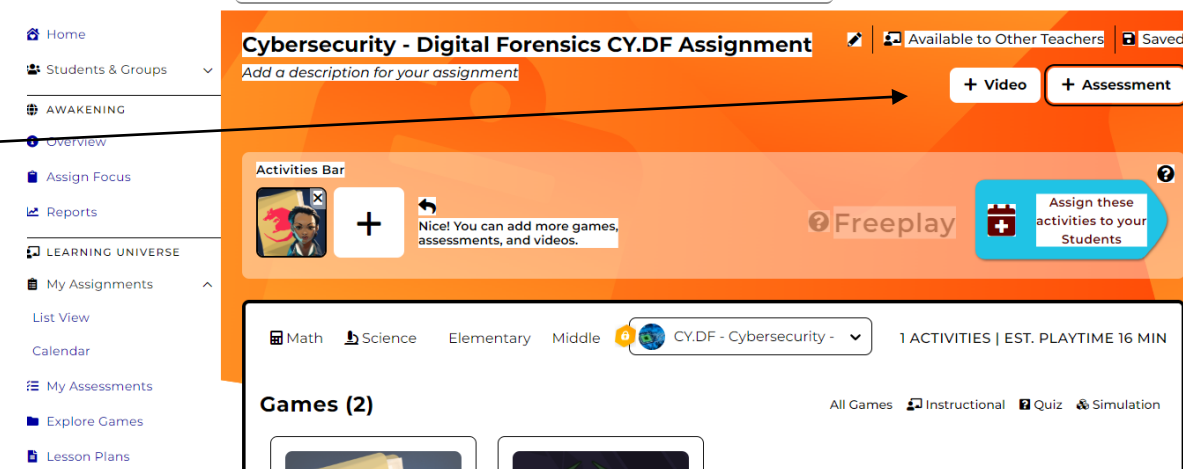


3. Click on “Create assignment”.



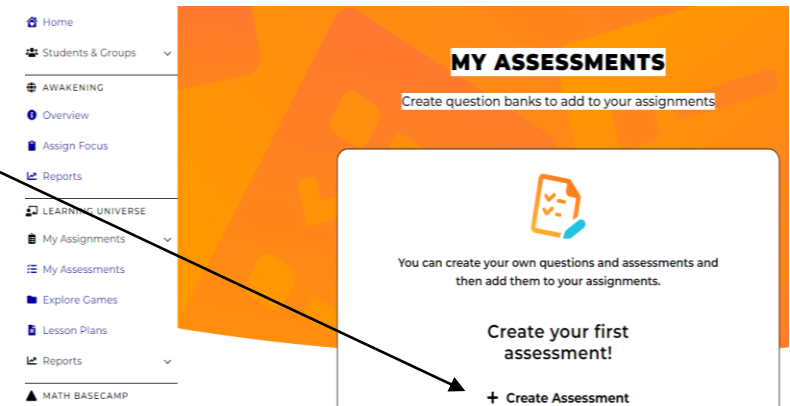
The screenshot shows the 'CY.DF' game page. The left sidebar contains navigation options: Home, Students & Groups, AWAKENING, Overview, Assign Focus, Reports, LEARNING UNIVERSE, My Assignments, My Assessments, Explore Games, Lesson Plans, and Reports. The main content area features an orange header with 'CY.DF' and an introductory text: 'An introduction into the world of digital forensics. You will conduct a forensic investigation by collecting, analyzing, and preserving evidence.' Below this is a card for the game 'DIGITAL FORENSIC FILES: THE RAT' with a 3.5 star rating and a 'Write Review' button. At the bottom of the card, there are three buttons: 'Try Game', '+ Create Assignment', and 'Get Link to Game'. An arrow points from the '3. Click on “Create assignment”.' instruction to the '+ Create Assignment' button.

4. Start creating your assignment by either adding videos or assessment questions.



The screenshot shows the assignment creation interface. The left sidebar is identical to the previous screenshot. The main content area has an orange header with the title 'Cybersecurity - Digital Forensics CY.DF Assignment' and a 'Add a description for your assignment' field. Below the title are two buttons: '+ Video' and '+ Assessment'. An arrow points from the '4. Start creating your assignment by either adding videos or assessment questions.' instruction to the '+ Video' button. Below the buttons is an 'Activities Bar' with a '+ Add' button and a notification: 'Nice! You can add more games, assessments, and videos.' To the right of the 'Activities Bar' is a 'Freeplay' button and a 'Assign these activities to your Students' button. At the bottom, there is a filter bar with 'Math', 'Science', 'Elementary', 'Middle', and 'CY.DF - Cybersecurity -'. Below the filter bar is a 'Games (2)' section with two game thumbnails.

5. Create an assessment and attach it to the game/video you have previously selected.



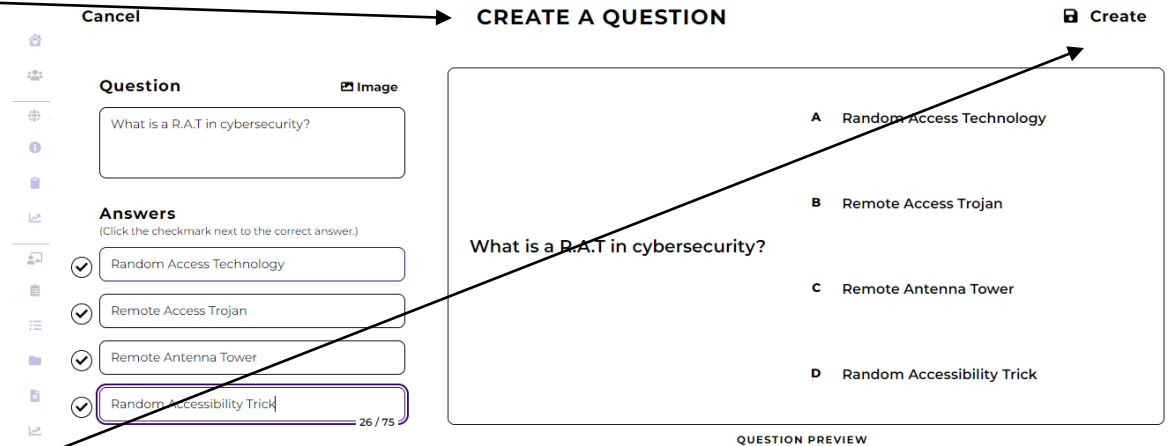
6. Enter a title for your assessment and click “create and add questions”.

Create a New Assessment ✕


Please give this assessment a descriptive name so you can easily find it in the future.

Create & Add Questions →

7. Click on “create a new question” to start building your assessment.



Cancel **CREATE A QUESTION** Create

Question 

What is a R.A.T in cybersecurity?

Answers
(Click the checkmark next to the correct answer.)

Random Access Technology

Remote Access Trojan

Remote Antenna Tower

Random Accessibility Trick

26 / 75

QUESTION PREVIEW

What is a R.A.T in cybersecurity?

A Random Access Technology

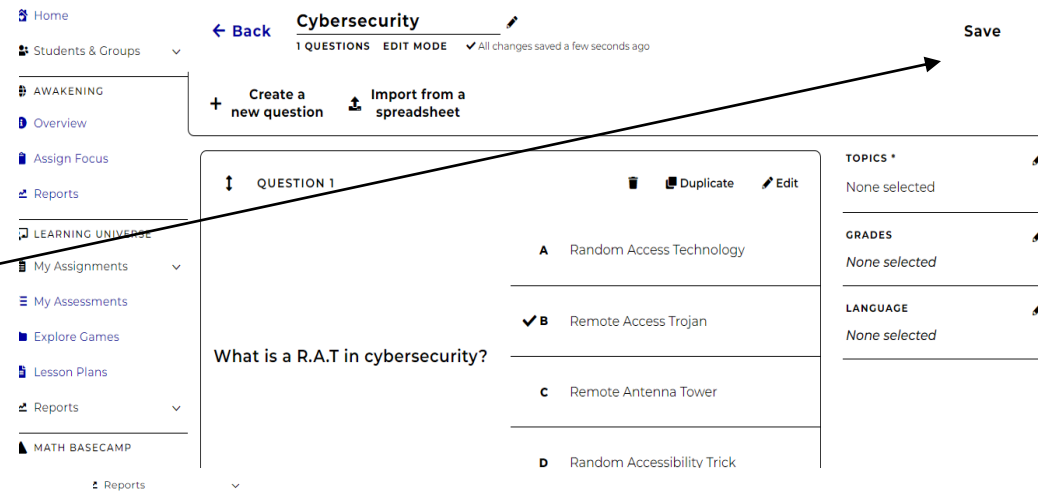
B Remote Access Trojan

C Remote Antenna Tower

D Random Accessibility Trick


8. Create the question you want to ask the students and click on “Create” at the top right corner.



9. When your assessment is complete, click on the “Save” tab.



Home **Cybersecurity** Save

Students & Groups **1 QUESTIONS** EDIT MODE All changes saved a few seconds ago

+ Create a new question  Import from a spreadsheet

QUESTION 1  Duplicate  Edit

What is a R.A.T in cybersecurity?

A Random Access Technology

B Remote Access Trojan

C Remote Antenna Tower

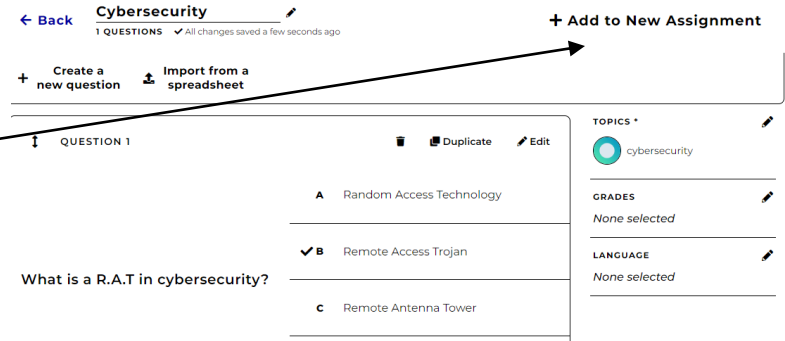
D Random Accessibility Trick

TOPICS *
None selected

GRADES
None selected


LANGUAGE
None selected

10. Click on “Add to new Assignment” Tab and and assign the assessment to the game you have prepared in previous steps.




SAVE AND PUBLISH

1. Assign the activity to your students.



EXPLANATORY TOOL SHEET N° 16

2. Click on “Assign” to share your activity with the students.




ADDITIONAL INFORMATION

Check out the final example:

