




 SUBJECT	Spanish
 LESSON TOPIC	Vocabulary A1: My Family and Me
 GRADE	11-18 years old
 LEARNING OBJECTIVES	<ul style="list-style-type: none"> • Learn and memorize new specific Spanish vocabulary words about family members. <p>Students will be able to:</p> <ul style="list-style-type: none"> • Know new words in Spanish. • Know and memorize specific Spanish vocabulary words about family members. • Know how to properly use these new words in sentences. • Learn to describe their families in Spanish.
 TIME REQUIRED	1 hour: half an hour to study new Spanish vocabulary words and half an hour to take the quiz
 PREPARATION	1 hour to prepare the flashcards with Quizlet + 1 hour or more to create the interactive quiz with Kahoot!

**MATERIALS**

- Flashcards ([Quizlet](#))
- Interactive Quiz ([Kahoot!](#))
- Smartboard
- Internet connection
- Device for each student (smartphone or tablet)
- Resources:
 - [Family Members Spanish Vocabulary](#)
 - [Family members in Spanish](#)

**TECHNIQUES**

- 1st Part: Learn new Spanish vocabulary words about family members through flashcards.
- 2nd Part: Testing the knowledge learned through the completion of an interactive quiz.

**FORM OF WORK**

This activity can be carried out both as:

- Individual activity
- Group activity

**LESSON PLAN OVERVIEW****Preparation:**

- Select the vocabulary words in Spanish related to the family members you want the students to learn.

- After choosing the new words, create the flashcards using Quizlet. How to prepare it? See explanatory tool sheet number n°22.
- Then, prepare an interactive quiz to involve the students and test the knowledge they acquired using Kahoot!. How to prepare it? See explanatory tool sheet number n°15.

Introduction:

Briefly introduce the lesson topic "My Family and Me" in Spanish and try to capture the students' attention and curiosity by asking them about their family: whether they have brothers or sisters, how many uncles they have, etc.

Implementation:

1st Part: Learn new Spanish vocabulary words about family members through flashcards

- Show the students the flashcards prepared with Quizlet containing the selected vocabulary words in Spanish about family members, repeating the words several times for the students to memorize the meaning and correct pronunciation.
- Then, call the students in turn asking them what the Spanish word for a specific family member is.
- Reveal the correct answer by turning the flashcard over.

2nd Part: Testing the knowledge learned through the completion of an interactive quiz

- In the second part of the lesson activity, involve students by asking them to solve an interactive quiz created with Kahoot! to test their newly acquired Spanish vocabulary.

Summary:

- In the first part of the activity, students learn and memorize new Spanish words: using flashcards helps them learn vocabulary about family members and their relationships.
- Then, students are engaged and test their acquired knowledge through an interactive quiz game.

- By following the results of the quiz in real-time, check whether the students have difficulties memorizing the new vocabulary.

Homework:

Ask students to introduce and describe their family, first in written and then oral form, using the new Spanish vocabulary learned during the lesson.