




 SUBJECT	History
 LESSON TOPIC	The Rise of Napoleon Bonaparte
 GRADE	12-18 years old
 LEARNING OBJECTIVES	<ul style="list-style-type: none"> • Learn about Napoleon Bonaparte, his biography, his military career, and the reforms introduced during his reign. <p>Students will be able to:</p> <ul style="list-style-type: none"> • Learn, review and assess what they know about Napoleon and his era. • Have a deeper understanding of how Napoleon Bonaparte rose to power. • Understand chronologically the life and career of Napoleon Bonaparte. • Develop an awareness of the key groups of people, events, and concepts associated with this individual.
 TIME REQUIRED	1 hour
 PREPARATION	1 hour or more to prepare the video with Simpleshow + 1 hour to create the timeline with Canva



MATERIALS

- Explainer Video ([Simpleshow](#))
- Timeline ([Canva](#))
- Smartboard
- Internet connection
- Device for each student (smartphone or tablet)
- Resources:
 - See U in History - [The Rise of Napoleon Bonaparte - Part 1 – Great Figures of History - The life of Napoleon](#)
 - IT'S HISTORY - [NAPOLEON - rise to power - IT'S HISTORY](#)
 - World History Encyclopedia - [Napoleon's Campaign in Egypt and Syria](#) and [Napoleon's Italian Campaign](#)
 - OverSimplified - [The Napoleonic Wars - OverSimplified \(Part 1\)](#)
 - Britannica – [Napoleon I](#)



TECHNIQUES

- General discussion with students using the created explainer video and the timeline.



FORM OF WORK

- This activity can be carried out as a group activity: all students are invited to participate and share their opinions.

**LESSON PLAN OVERVIEW****Preparation:**

- Select the materials to be presented and discussed to explain the lesson topics (Napoleon Bonaparte).
- After collecting the material to explain the study topic, create the explainer video using Simpleshow. How to prepare it? See explanatory tool sheet n°24.
- Also prepare a timeline using Canva to summarize and make students better remember the most important events in Napoleon's life and reign. How to prepare it? See explanatory tool sheet n°6.

Introduction:

Briefly introduce the topic of the lesson: The Rise of Napoleon Bonaparte and try to capture the students' attention and curiosity by showing them different portraits of Napoleon, asking them what they think of him and their impressions of him.

Implementation:

- Show the students the Explainer Video prepared with Simpleshow, which introduces and presents the lesson's topics (The Rise of Napoleon Bonaparte).
- Engage students in a discussion about Napoleon Bonaparte and his feats, present the rest of the selected materials and highlight the most important aspects of his reign.
- Show them the timeline prepared with Canva to recap and make students better remember the most important events in Napoleon's life and reign.

Summary:

- Let students explore and learn about Napoleon Bonaparte, his biography, his military career, etc., through the explainer video created and all the other material selected.
- Highlight the most relevant aspects of his reign and feats.
- Recap the most important events in Napoleon's life and reign through the timeline created.

Homework:

Ask students to research how Napoleon Bonaparte changed the history of both France and the world in relation to the institutions he left behind (e.g., the Napoleonic Code, the judicial system, etc.). Ask students to prepare a presentation based on their research and present it in class for discussion.